

Rhythm Poems

2nd Grade

Language Arts, Music

Josh Roberts, Blackridge Elementary

Core Curriculum, Language Arts, RL.2.4

Describe how words and phrases supply rhythm and meaning in a story, poem, and song.

Music, 2.M.P.8

Respond with body percussion, voice or simple instrument to visual representations of rhythm patterns.

Objective: Students will create a 4-line poem using vocabulary and facts around a topic, set to basic two beat rhythms.

Materials:

2 beat rhythm cards

Pencils

Paper

Whiteboard, markers

Percussion Instruments (not necessary)

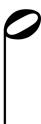
This lesson is extremely adaptable for classroom teacher and specialist alike. You can make it as complex or simple as you want. It can also be done as a class, in small groups, or individually. In my class, a rhythm poem is a short rhythmic composition that is based on language and vocabulary about a particular topic. I have my classes write one about each the seasons for example, but they truly can be written on any subject.

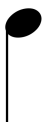

First your kids are going to need a basic knowledge of rhythms; namely quarter notes (1 beat of music), eighth notes (1/2 a beat of music) and half notes (2 beats of music). There are a variety of ways to count rhythms, I prefer to use a simple and consistent counting method; *ta* for quarter notes, *ti-ti* for pairs of eighth notes, and *too* for half notes. It is worth your time to teach this to your students, as reading and recognizing rhythm helps greatly with language fluency skills.

From here it is easy work. I post the attached two beat rhythm patterns on the board. I have students think-pair-share about words and phrases about our topic. For example, with seasons I ask about what holidays, activities, foods, weather, colors, sights and sounds happen during each one. Students then have to limit their words and phrases to fit one of the rhythm patterns on the board. We then begin to build a list of words and phrases on the topic on the board separated by which rhythm they fit.

When we have the list of individual 2 beat phrases, I ask students to match 1 pattern with another to make a 4 beat pattern. For example a pattern containing Halloween and Trick or Treating might get paired. I usually only write 4-6 quality rhythm pairings on the board. We then order them to make a 4 line Rhythm Poem. When you and your class are satisfied with the poem, say and clap it. You can add body percussion, simple instrument, or even create a melody to your poem. When it is all said and done create a final draft of your composition with rhythms and words on the same page.

Attached are the rhythm cards and an actual example from my students to give you an idea of what you are aiming for.






Fall

Rhythm Poem

Pink &
Orange Group

Andante

Tambourine

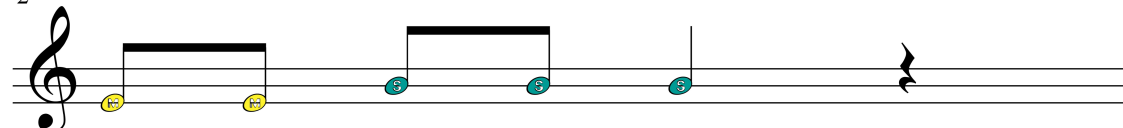


Jack 'O - Lan - tern, Trick or Treat - ing,

p

Beat Board

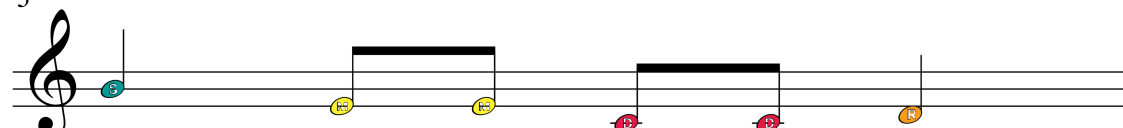
2



Chang - ing col - ors fall,

Top of Can

3




Thanks - giv - ing pump - kin pie,

f

Side of Can

4



Tur - key feast.