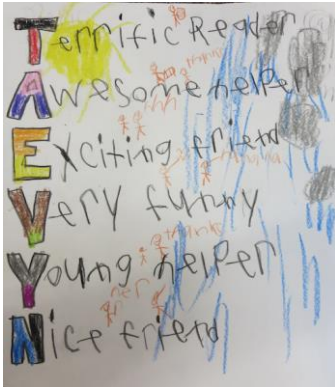


What's Your Story ---Acrostic Poems



Grade 2nd Grade
Core Concept/Art integration

Objective: Students will brainstorm words that represent themselves and then create a piece of artwork that represents themselves using their written name.

2nd Grade Core Curriculum Standard 2
CCSS.ELA-Literacy.W.2.8 Recall information from experiences or gather information from provided sources to answer a question.

CCSS.ELA-Literacy.L.2.1.e

Use adjectives and adverbs, and choose between them depending on what is to be modified.

Materials:

Paper
Pencil
Crayons/Colored Pencils
Large heavy art paper

Words About Me

Directions:

1. Write your first name in large letters down the left side of the paper.
2. For each letter, start a word that is about you. Use friendly words to describe you and experiences you have had throughout your life.
3. When you are finished, decorate your paper with symbols that show what you wrote about. Use symbols to represent your ideas.

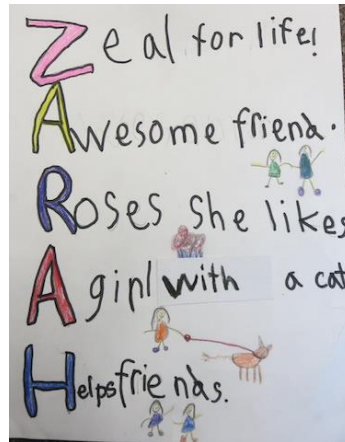

Explore:

Improvise based on the concept

Art Form Standard 3 Creating:

The student will choose and evaluate artistic subject matter, themes, symbols, ideas, meanings, and purposes.

Create:



Perform:

Have the students display their work for each other. Classmates observe and explain what they saw.

Connect:

Help Student connect what they explored and created with how they see themselves and how it relates to everyday events.